







# Securitex AC-009 Rosslare AC13

## Access Control system accessories (EM-lock)

Access Control System is developed to ease the monitoring of movement in and out of building. However many people are not aware of the equipment involve in a complete access control system as such we have put together most comprehensive set for your understanding on what is involve when you purchase an access control system. At Securitex we carefully select the best equipment in the industries to put together a complete system for your need. Our group of professional electrical and mechanical engineer together see to your every need from a single door system to a network system, you can count on us. This locking system is so robust and elegant that it can be used in any kind of interior deco. This lock can be install on wooden, metal and even glass sliding as well as swing door.



| Power Supply  | Rechargeable battery   | Door released  | Break glass   | EM-lock accessories  |
|---|--|--|---|--|
|    |   |   |   |   |
| Figure 1  | Figure 2   | Figure 3   | Figure 4  | Figure 5   |
| Power supply unit is used to provide the power needed for all access control system equipment like the card/pin reader system controller and the EM-lock. During power outage the power supply will ensure your door remain closed until the power is resumed. This kind of power supply can provide back-up supply from the battery up to 4 hours. | Rechargeable battery is install in the power supply shown on Figure 1. In normal condition the battery is in a charging state. The charging is maintain by the charging circuit built-in the power supply. During power outage the charging circuit switch state and this battery take over and continue to provide power to the whole system up to 4 hours. | Door release button is for the occupant from inside the office to open the door, without the need to used the card or pin reader. In some cases if audit is requires the push button will be replace with another reader to read in and out. | Emergency break glass is the most important device in any access control system. This device is like the fire alarm break glass. During emergency the occupant just have to break the glass and this will cut off power supply to the EM-lock and the door is released. | EM-lock and the bracket shown in Figure 5 are the locking mechanism use to lock the door. The above shown is a magnet that have a holding force of up to 600 lbs. When power is supplied to the magnet the magnet will be energized and hold the door. The magnet will be install on the door-frame and the metal plate is install on the door. In the event the door is open inward the Z bracket will be used. For glass swing door if this kind of lock is used, the door can only swing inwards or out wards. For in and out swing an electrical drop bolt is used.<br> |
|   |  |  |   | Proximity card key is to be used for opening of the door by flashing on the card reader  |

Note:

With the above equipment in place the last part of the equipment needed to control this equipment is the card / pin reader and controller. For access control system reader and controller please visit us at <http://www.securitex.com.sg>

### Distributor

Securitex Electronic Systems Engineering  
Block 9010 Tampines St 93 #04-145 Singapore 528844 Tel: 65-67852171 Fax: 65-67863351  
<http://www.securitex.com.sg>