

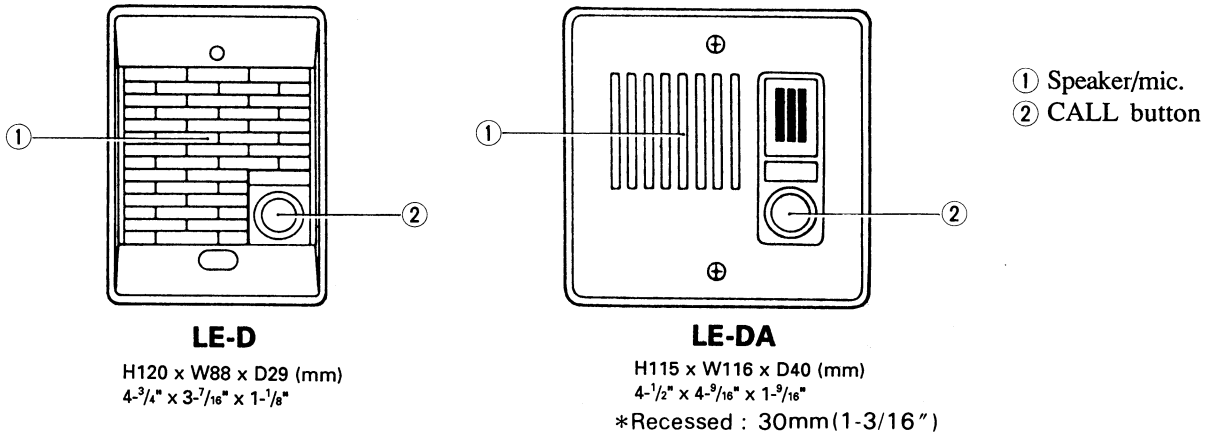
DOOR STATION

Models;
**LE-D
LE-DA**

 (with plastic cover, surface-mount)
 (with stainless steel cover, flush-mount)

INSTRUCTIONS

1 NAMES AND FUNCTIONS



2 FEATURES AND SPECIFICATIONS

- * LE-D, LE-DA are door stations designed to work with Aiphone LEF Intercom System Models: LEF-3, LEF-5/5W, LEF-10/10W, LEF-10S/10SW; LEF-3B, LEF-5B & LEF-10SB.
- * Handsfree communication at door station, controlled by master station press-to-talk operation.
- * Wiring: 2 wires (single-master system). Shorting link remains attached.
3 wires (intermixed system). Remove shorting link.
- * Wiring distance:

AWG	24AWG	22AWG	20AWG
DISTANCE	400'	650'	1000'
DIAMETER	0.5 mm	0.65 mm	0.8 mm
DISTANCE	120 m	200 m	300 m

3 BEFORE YOU INSTALL AND OPERATE THE EQUIPMENT - Prohibitions and precautions -

- * DO NOT CONNECT ANY TERMINAL ON ANY UNIT TO AC POWER LINES. When you mount door station in place of existing bell or chime, be sure to disconnect wires from the present transformer.
- * Do not splash water on the door station by hose, etc.
- * Clean your door station with a soft cloth dampened with neutral household cleanser.
Never use lacquer thinner or benzine, etc.

4 OPERATIONS

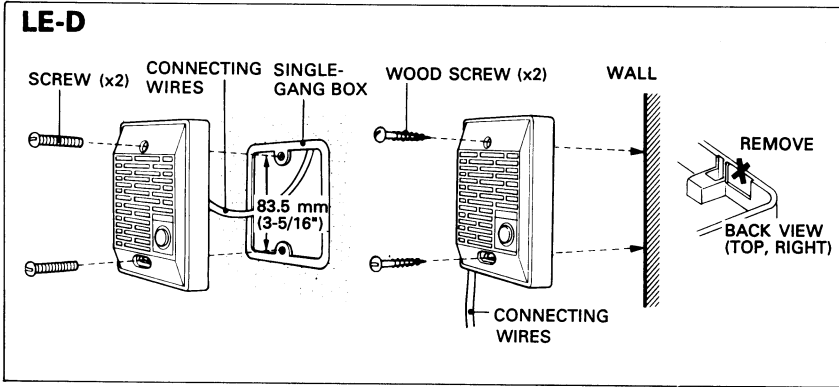
Momentarily depress CALL button on LE-D or LE-DA. Call tone will signal master station(s) while you depress CALL button.

After master station replies, communication from door station is handsfree.

5 INSTALLATION

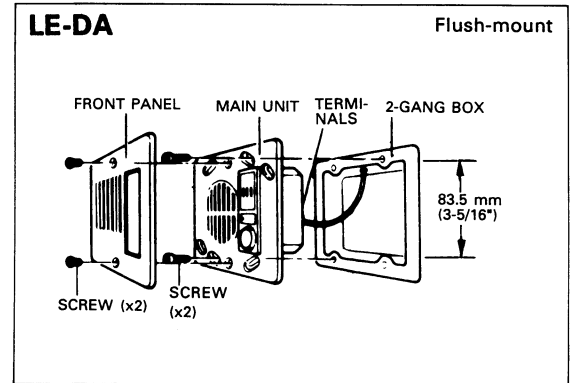
LE-D

Attach the LE-D unit to SINGLE-GANG BOX with the supplied two screws. When mounting to wall surface directly, pull out the cable either from top or bottom of back case. As shown, remove the outlet part of the case when passing cable through the top.



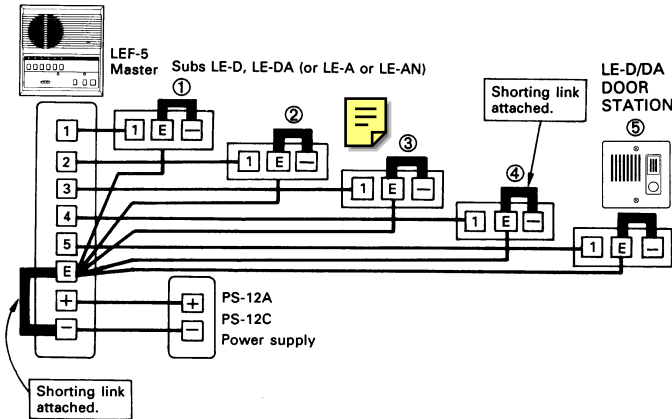
LE-DA

Remove two screws and separate the main unit from front panel. Connect wires on the terminals and mount the main unit to TWO-GANG BOX with supplied two screws. Reattach the front panel to the main unit.

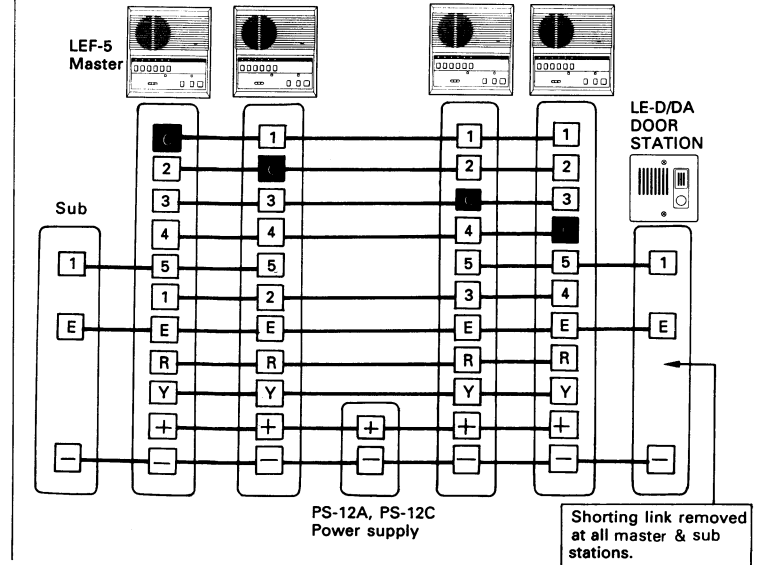


6 WIRING DIAGRAMS

LEF-5 SINGLE-MASTER SYSTEM;



LEF-5 INTERMIXED SYSTEM;



WARRANTY

Aiphone warrants its products to be free from defects of material and workmanship under normal use and service for a period of one year after delivery to the ultimate user and will repair free of charge or replace at no charge, should it become defective upon which examination shall disclose to be defective and under warranty. Aiphone reserves unto itself the sole right to make the final decision whether there is a defect in materials and/or workmanship; and whether or not the product is within the warranty.

This warranty shall not apply to any Aiphone product which has been subject to misuse, neglect, accident, or to use in violation of instructions furnished, nor extended to units which have been repaired or altered outside of the factory.

This warranty does not cover batteries or damage caused by batteries used in connection with the product.

This warranty covers bench repairs only, and any repairs must be made at the shop or place designated in writing by Aiphone. Aiphone will not be responsible for any costs incurred involving on site service calls.

Aiphone Co., Ltd., Nagoya, Japan
Aiphone Corporation, Bellevue, WA, USA

INTERCOM SYSTEMS
AIPHONE
HOME, BUSINESS, INDUSTRY
Printed in Japan(E)