

Securitex Electronic Systems Engineering

Emergency Door Management



Once this lock is **ARMED** alarm will activate when the door is use.

All emergency doors in building are designed to PUSH out and this door by law is not allowed to be lock at all time. But in situation that for security reason it have to be lock yet in emergency it must be able to be open, then COOPERBOLT is the answer.

When install on an emergency door any misused to this door will activate an alarm that will required a key to deactivate the alarm and then relock this door. The system is battery operated as such no messy wiring is needed.

DISTRIBUTE, SUPPLY & INSTALL BY:

Securitex Electronic Systems Engineering

Block 9010 Tampines St 93 #04-145 Tampines Industrial Park A Singapore 528844 Tel: 67852171 F: 65850107 E: sales@securitex.com.sg

With our Cooperbolt range of door bolts the door is bolted except in an emergency and once opened the bolt can only be reset by the keyholder.

Robust Construction

- Made from die-cast aluminium.
- Each unit fits to the door on a solid 2mm steel backplate. Strong 12mm steel-plated bolt.
- Little maintenance is required – no glass or plastic to break.

Self-contained alarm

- The alarmed models incorporate a buzzer (giving approx.105dB) powered by 1 x PP3 battery – lasting 12 months on normal usage.

Quick and easy fitting

- Full detailed instructions included.
- Steel backplate screws to door (using up to six screws). The unit simply screws to the backplate.
- All units are totally enclosed with hidden fixings.
- All parts included - screws, battery, keep, sign, and 2 keys.

Other features

- Models 103S/104S have an ‘on/off’ key switch enabling means of access without the alarm sounding.
- Unit dimensions 135mm wide x 84mm high (max) x 42mm deep.



DOOR SECURITY WITH ACCESS

Outward Opening Bolts (Push)



101 - Non-Alarm Bolt



103 - Alarm Bolt



103S - Alarm Bolt with Switch

Outward Opening (push)

- 101 Non Alarm Bolt
- 103 Alarm Bolt
- 103S Alarm Bolt with Switch


Inward Opening (pull)

- 102 Non Alarm Bolt
- 104 Alarm Bolt
- 104S Alarm Bolt with Switch

Keeps for Bolt Shoots

Push bolts: flat keep included (box keep available on request, at additional cost).

Pull bolts: box keep included.



Inward Opening Bolts (Pull)




102 - Non-Alarm Bolt



104 - Alarm Bolt



104S - Alarm Bolt with Switch



With our **Cooperbolt** range of door bolts the door is bolted except in an emergency and once opened the bolt can only be reset by the keyholder. In addition to a Push Bolt, our models 105 (Pull Release) and 117 (Manual Key Latch) provide access from both sides.

EMERGENCY ACCESS FROM BOTH SIDES



105 (with door bolt)

Use of the **Pull Release** (model 105) in conjunction with a **Cooperbolt** Push bolt allows emergency access from both sides of the door.

Features

- Allows emergency access from either side of the door (NB: requires a 'Push' bolt on the push side of the door).
- The door can only be re-bolted from one side.
- Alarm will sound (when used with any alarmed bolt) if door is opened from either side.
- Fitting/Operation: a wire runs through the door, connecting the Pull Release to the bolt shoot of the door bolt on the other side of the door. Pull the 'D' handle of the Pull Release releases the bolt shoot and allows the door to open.
- Unit dimensions: 135mm wide x 85mm high(max) x 42mm deep.

105 Pull Release

*To be used with a 'push' bolt.

KEY ACCESS FROM BOTH SIDES

The **Manual Key Latch** (model 117) used with a **Cooperbolt** Push bolt allows the keyholder key access from both sides and emergency access from one side. The addition of the Pull Release gives key access **and** emergency access from both sides.



117 (with door bolt)

Use of the **Manual Key Latch** (model 117) in conjunction with a **Cooperbolt** Push bolt allows emergency access from the push side and key access from both sides of the door.


Features

- Access by keyholder from either side of the door.
- Comprises 2 part aluminium block and double key cylinder.
- When used in conjunction with our Pull Release (model 105) and a Push Bolt (model 101, 103 or 103S) provides emergency access and key access from both sides of the door.
- Fitting/Operation: fits into door frame and holds the bolt shoot of a 'Push' bolt in the locked position. Use of the key in the latch releases the bolt shoot and allows the door to open. The key is used to reset the latch and lock the door on the other side of the door. Access is gained without setting the alarm off.

- Unit dimensions: 86mm long x 57mm high x 41mm wide

117 Manual Key Latch

*To be used with a 'push' bolt.



117