

860 MC/EMC



garmotor

for sliding gates with maximum weight of 1.200 kg

860 MC Z16/EMC Z16 for rack applications

860 MC/EMC for chain applications

860 MC RF/EMC for chain applications with idle transmission



STRENGTH AND SAFETY

The special anti-crushing clutch, in oil bath, enables thrust adjustment from 0 to 110 daN. For maximum safety, a version (860 EMC) with an electronic device is available, which, when an obstacle is detected, reverses the gate movement as it closes and stops it at opening.

MAXIMUM ACCESS FLEXIBILITY

Thanks to high-tech electronics, there is a separate opening facility for pedestrians, which offers maximum access flexibility. The gate stopping positions are stored at installation, and therefore, there is no need to install mechanical devices on the gate frame.

GRADUAL SLOW-DOWN

The microprocessor which commands gradual electronic deceleration (FAAC's exclusive patent), stops the gate gently and silently. All electronic equipment is housed inside the gearmotor, to facilitate and speed up installation at lower cost.

NON REVERSING

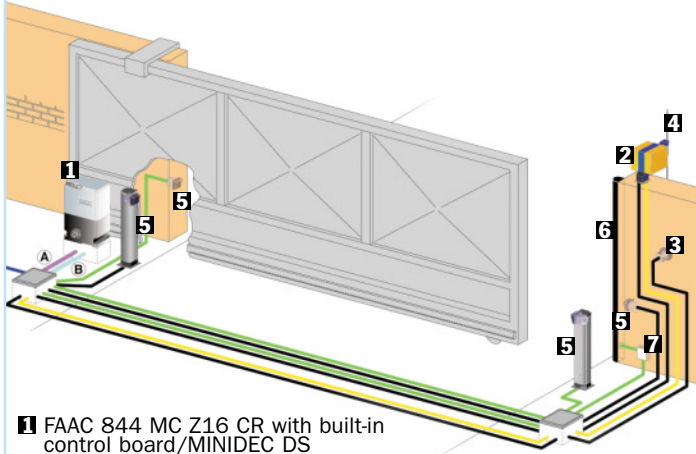
As the gearmotor is non reversing, no electric locks need be installed and, in the event of power failure, the release device enables the gate to be opened and closed manually. The device is also available with a customised key.

860 MC Z16 CR SPECIFICATIONS

Non-reversing Screw gearmotor • Gate maximum weight 1,200 Kg • Gate maximum length 10 m • Gate speed 9.5 m/min • Use frequency max. 30% • Max thrust 110 daN • Electric motor power supply 230 V (+6% -10%) -50 (60) Hz • Electric motor power 600 W • Thermal protection at 135°C built into motor winding • Operating ambient temperature -20°C +55°C • Protection class IP 44 • Release device activated by lever or customised key (optional) • Self-ventilated single-phase electric motor with two rotating directions (1.400 rpm) • Pinion gear Z 16/module 4 • Enbloc base in pressure cast aluminium with cathaphoresis treatment • Steel cover, polyester painted • Single-disk clutch in oil bath • Anti-crushing safety to UNI 8612 standards • Clutch adjustment with Allen spanner • Foundation plate with side and height adjustment (optional) • Dimensions (L x W x H) 235 x 221 x 402 (mm) • Built-in electronic card • Electronic card protective housing • Programmable electronic limit-switch without on-gate fittings • Travel-limit electronic deceleration • 24 Vdc - 250 mA max. output for accessories • Microprocessor control • 3 protection fuses (motor/accessories - transformer) • Connector for card receiver/decoding cards • Separate high and low voltage terminal boards • Input and alarm status signalling LEDs • Programming Dip Switches • Braking control trimmer • Automatic (A1-A2-S1-S2), semi-automatic (E1-E2) and dead-man operation logics (B-C) • Pause times in selection range of 5s to 180 s (Dip Switches) • Selectable 5s pre-flashing (Dip Switch) • Inputs: closing safety devices, stop push-button, total opening push-button, partial opening push-button • Outputs: power supply for accessories, motor, flashing lamp and indicator-light

860 MC/EMC

INSTALLATION DIAGRAM

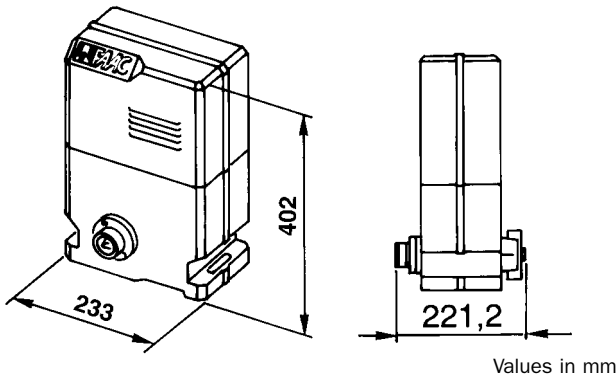


- 1 FAAC 844 MC Z16 CR with built-in control board/MINIDEC DS
- 2 FAAC MINILAMP
- 3 FAAC T10
- 4 FAAC PLUS 433 E
- 5 FAAC FOTOSWITCH
- 6 SAFETY EDGE
- 7 JUNCTION BOX with pressure switches



| Low voltage cabling | Power cabling (230V) |
|--|--|
| A { <ul style="list-style-type: none"> 4 cables 3x0,5 3 cables 2x0,5 | B { <ul style="list-style-type: none"> 1 cable 2x1,5+T 1 cable 2x1,5 |

N.B.: Cable diameters in mm²

Dimensions



| Model | Use | |
|-------------|-----------------|-------------------|
| | Max weight (kg) | Use frequency (%) |
| 860 MC Z16 | 1.200 | 30 |
| 860 MC | 1.200 | 30 |
| 860 MC RF | 1.200 | 30 |
| 860 EMC Z16 | 1.200 | 30 |
| 860 EMC | 1.200 | 30 |



| Technical specifications of 860 | MC Z16 | MC | MC RF | EMC Z16 | EMC |
|-------------------------------------|--|----|-------|---------|-----|
| Power supply | 230 V~ (+6% -10%) 50 (60) Hz | | | | |
| Absorbed power | 600W | | | | |
| Absorbed current | 3 A | | | | |
| Traction and thrust force | 0-110 daN | | | | |
| Motor rotation speed | 1.400 rpm | | | | |
| Reduction ratio | 1:30 | | | | |
| Operating ambient temperature | -20°C +55°C | | | | |
| Weight with oil | 15 kg | | | | |
| Type of oil | FAAC OIL XD 220 | | | | |
| Gate speed | 9.5 m/min (Z16) | | | | |
| Gate maximum length | 10 m | | | | |
| Thermal protection on motor winding | 135°C | | | | |
| Protection class | IP 44 | | | | |
| Electric motor | Self-ventilated single-phase, bi-directional | | | | |
| Clutch | Single-disk, oil-bath | | | | |

Specifications of 826 MPS electronic equipment

| | |
|-------------------------------|---|
| Power supply | 230 V~ (+6% -10%) 50 (60) Hz |
| Motor maximum load | 600W |
| Accessories output | 24 Vdc 500 mA max |
| Operating ambient temperature | -20°C +55°C |
| Three protection fuses | 0.25 A (SMT) transformer 5 A motor - 1.6 A accessories |

- SMT Technology
- Programmable functions
 - Eight function logics
 - Pause times
 - Operation of indicator-light - Pre-flashing
- Pedestrian opening
- Analogic Digital Limit-(ADL)
- Travel-limit electronic deceleration
- Obstacle detection electronic device (EMC version only)
- Input and alarm signalling LED
- Indicator-light output



FAAC S.p.A. via Benini, 1
40069 Zola Predosa • Bologna
Tel. +39 051 61724 • Fax +39 051 758518
www.faacgroup.com

