

748 COMPACT



gearmotor ***for residential sliding gates*** ***with max weight of 300 kg***



AUTOMATIC SIMPLICITY

A practical package, containing a gearmotor with built-in electronic equipment and securing plate, automates both new and existing sliding gates weighing up to 300 kg.

IDEAL FOR RESIDENTIAL APPLICATIONS

The electronic equipment inside the gearmotor facilitates and speeds up installation, at lower cost. Its compact size makes it ideal for residential applications.

ELECTRONIC SAFETY RELIABLE UNDER ALL CONDITIONS

Anti-crushing protection is ensured by an electronic device directly controlling drive torque. For extra safety, an efficient obstacle detector is available. The FAAC 748 gearmotor performs uniformly at all latitudes and under all types of duty, and all commands are supplied by an extremely safe and reliable microprocessor.

IRREVERSIBLE

As the gearmotor is non reversing, no electric locks need be installed and, in the event of power failure, the release device (protected by a customised key) makes it possible to open and close manually.

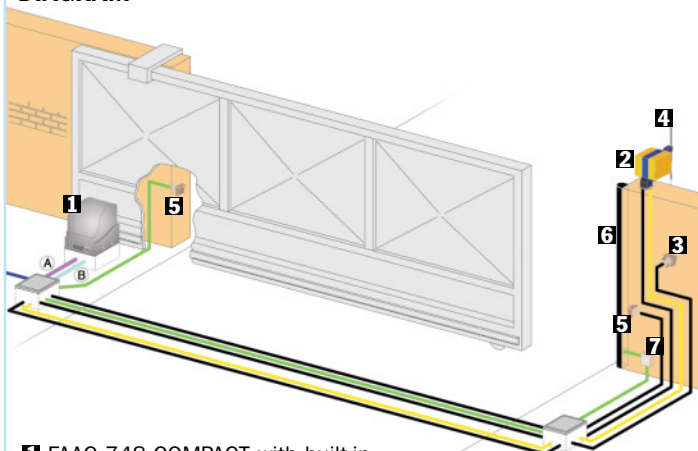
SPECIFICATIONS

Non-reversing screw gearmotor • Gate max weight 300 Kg • Gate max length 10 m • Gate speed 12 m/min • Max. use frequency 25% • Max thrust 40 daN (Z16) • Electric motor power supply 230 V (+6% -10%) - 50 (60) Hz • Electric motor power 350 W • Thermal protection at 140°C built into motor winding • Operating ambient temperature -20°C +55°C • Protection class IP44 • Lever operated release device with coded key • Single-phase bi-directional motor (1,400 rpm) • Pinion Z 16/module 4 • Reduction ratio 1:25 • Limit-microswitch • ABS protective housing • Galvanised foundation plate • Dimensions (L x W x H) 210 x 260 x 245 (mm) • Built-in control board • 24 Vdc - 500 mA max output for accessories • Microprocessor control • 3 protection fuses (motor-accessories-logic) • Connector for card receiver/decoding cards • Separate high and low voltage terminal boards • Inputs status signalling LEDs • Programming Dip Switches • Automatic (A-AP-S) and semi-automatic (E) function logics • Two logics for safety devices (Dip Switches) • Max operating time control trimmer (7 to 70 s) • Thrust power control trimmer (0 to 40daN) • Pause time control trimmer 0 to 200 s • Inputs: closing safety devices, stop push-button, total opening push-button, partial opening push-button, obstacle detection electronic sensor (optional) and limit-switch • Outputs: power supply for accessories, motor, flashing lamp.

748 COMPACT




INSTALLATION DIAGRAM



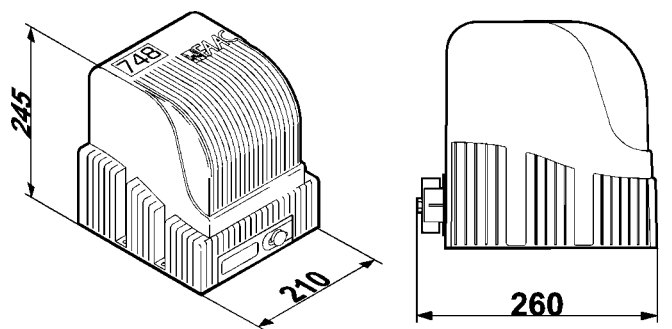
- 1 FAAC 748 COMPACT with built-in control board/RP 433 DS
- 2 FAAC MINILAMP
- 3 FAAC T10 E
- 4 ANTENNA 433 MHZ
- 5 FAAC PHOTOBEAM
- 6 PNEUMATIC EDGE S 30
- 7 JUNCTION BOX with pressure switches

Low voltage cabling	Power cabling (230V)
(A) { <ul style="list-style-type: none"> 3 cables 3x0.5 2 cables 2x0.5 	(B) { <ul style="list-style-type: none"> 1 cable 2x1.5+T 1 cable 2x1.5

N.B: Cable diameters in mm²



Dimensions



Values in mm

Model	Use	
	Max weight (kg)	Use frequency (%)
748 COMPACT	300	25

Technical specifications	748 COMPACT
Power supply	230 V~ (+6% -10%) 50 (60) Hz
Electric motor	Single-phase, bi-directional
Absorbed power	350W
Absorbed current	1.6 A
Traction and thrust force	40 daN
Motor rotation speed	1.400 rpm
Thermal protection on motor winding	140°C
Reduction ratio	1:25
Operating ambient temperature	-20°C +55°C
Weight	10 kg
Gate speed	12 m/min. (Z16)
Protection class	IP 44

Specifications of 748 MP control board	
Power supply	230 V~ (+6% -10%) 50 (60) Hz
Absorbed power	10 W
Motor maximum load	350W
Accessories output	24 Vdc 500 mA max
Operating ambient temperature	-20°C +55°C
Three protection fuses	3.15 A electric motor - 0.5 A accessories - 0.25 A logic

- **Programmable functions**
 - Four function logics A/E/S/AP
 - Torque control trimmer
 - Pause time control trimmer
 - Trimmer for time-out adjustment
- **Inputs signalling LED, limit-switch and alarm**
- **Terminal board outputs**
 - Flashing Lamp - motor - power supply for accessories
- **Terminal board inputs**
 - Open, partial opening, stop, safety devices, limit-switch, obstacle detection electronic sensor
- **Rapid connector for decoding cards or card receivers**
- **Malfunctions self-resetting alarm signal**



FAAC S.p.A. via Benini, 1
40069 Zola Predosa • Bologna
Tel. +39 051 61724 • Fax +39 051 758518
www.faacgroup.com

