

RIB has the right to modify any technical data and colours of its products at any time without prior notice.
Installation must be carried out according to local regulations and laws.



Products in this catalog allow the installation of automatic gates fully harmonized with European standards in force



This product has been completely developed and built in Italy

COMPANY WITH
QUALITY SYSTEM
CERTIFIED BY DNV GL
= ISO 9001 =



25014 CASTENEDOLO (BS) - ITALY
Via Matteotti, 162
phone 2135811 030 39+
fax 21358279 030 - 21358278 030 39+
www.ribind.it - ribind@ribind.it



<https://www.linkedin.com/company/rib-srl>



<https://www.facebook.com/RIBsrl>



<https://www.youtube.com/user/RIBSRL>



R60/R50

OPERATOR FOR INDUSTRIAL SWING, TELESCOPIC SLIDING, SLIDING GATES WEIGHING UP TO 12000 KG

R60/R50 TAKES ON THE HEAVY WEIGHTS



R60



R50



AUTOMATISMI PER CANCELLI
AUTOMATIC ENTRY SYSTEMS

R TAKES ON THE HEAVY WEIGHTS

R is a range of geared operator specially designed for installation on the end of the leaf on large swing gates.

The range includes 2 models: the R50 and R60.

The R60, the only one of its kind currently available on the market, can operate gate leaves weighing up to twelve tonnes.

The heart of the R system is made of an indestructible power unit, enclosed by a casing featuring a neat and practical design.

The unit contains an electric motor, speed reducer and rubber-coated drive wheels (1 wheel on R60 model).

Each component is designed to guarantee maximum strength and functionality.

The motor is ventilated and protected by thermal probe.

All the mechanical components are oil-immersed to ensure maximum durability and the utmost reliability in all ambient conditions.

A special adjustment system optimises ground adherence by adjusting the pressure between the wheel and floor.

INSTALLATION

Certain requirements must be met to allow the installation of the R50 and R60.

The main door or gate structure must be solid and not prone to buckling.

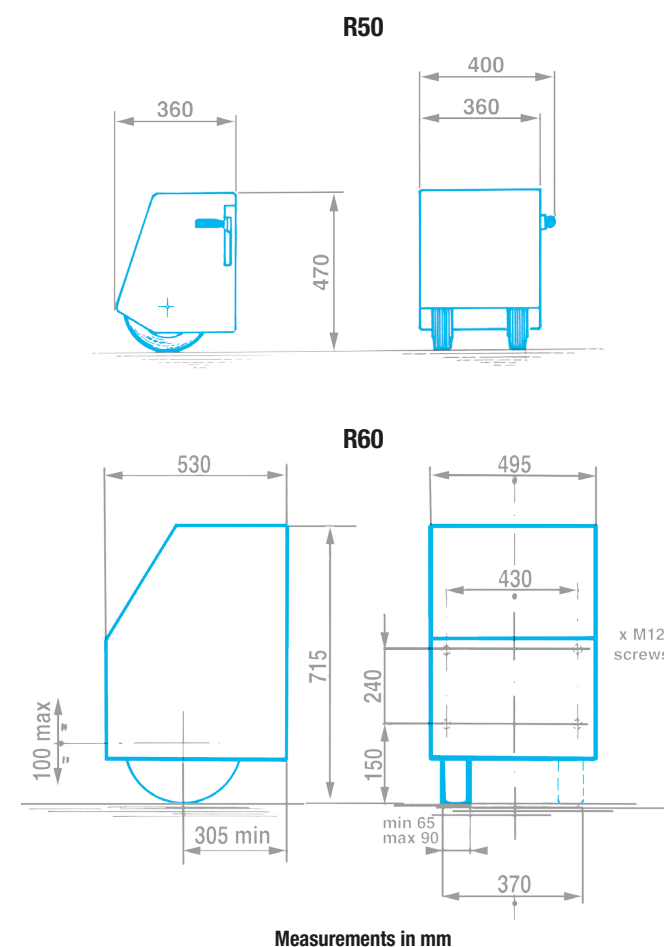

The floor must be solid and level within the operating radius of the door.

Following installation, maintenance is minimal.

The casing, the mechanical engineering of the various components and the special anti-corrosion treatment protect the automation from humidity, dust and rust.

RELEASE

What's more, there's no risk of being locked in or out in case of power failure since all R models are fitted with an easy and safe release device which lifts the drive wheel to allow manual operation.




Measurements in mm

TECHNICAL DATA		R50	R60
Max. leaf lenght	m	10	15
Max. leaf weight	kg	2.000	12.000
Max. thrust Force	N	400	2.800
Operating speed	m/s	0,180	0,164
Average opening time 90°	s	78	116
Power supply	V	230	400
Power absorbed	A	1,96	3,1
Weight of operator	kg	45	156
Protection grade	IP	54	55
Daily cycles suggested	n°	300	
Service	%	60	100
Guaranteed consecutive cycles	n°	4	300
Operating temperature	°C	-10 ÷ +55	



R60 for swing gates



R60 for sliding gates