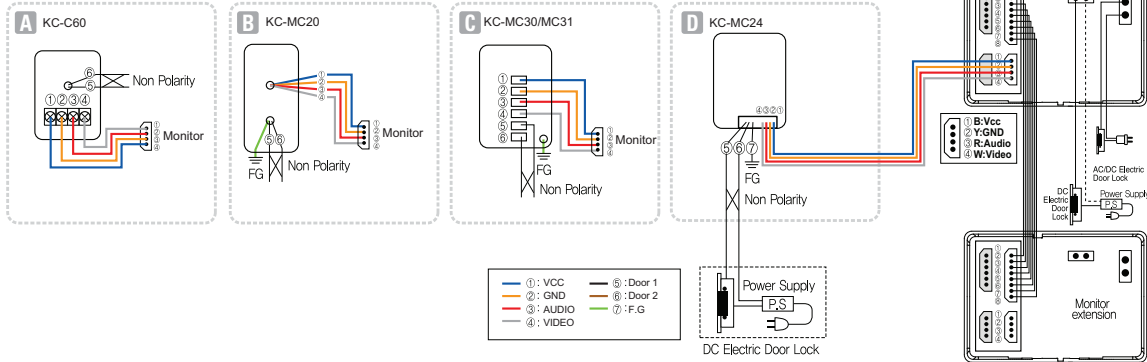
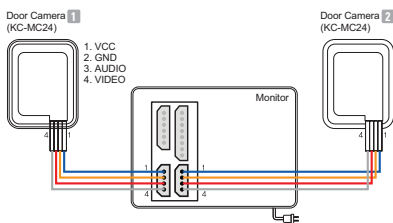


+ 4 Wire system wiring Diagram KCV-A374

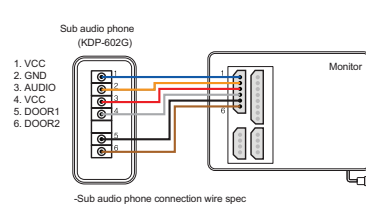
■ Camera Connection



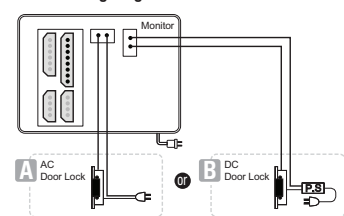
■ Camera Connection



■ Sub Audio Phone Connection

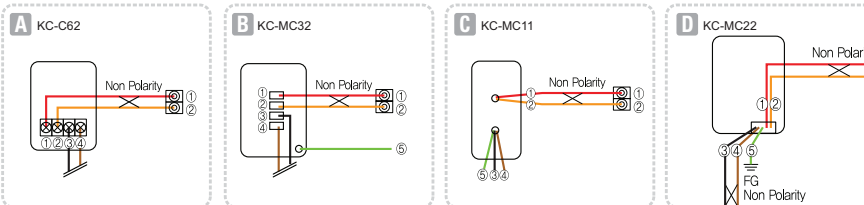


■ Door Lock wiring diagram on monitor

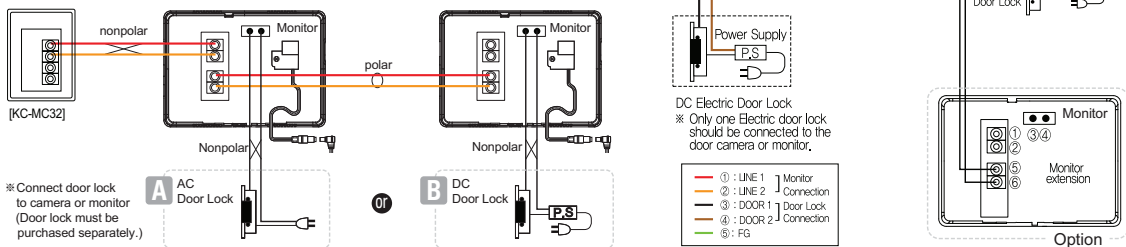


+ 2 Wire system wiring Diagram KCV-A372 / KCV-D372

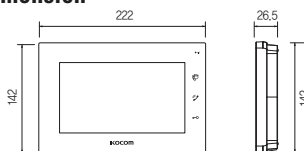
■ Camera Connection



■ Door Lock wiring diagram on monitor



:: Dimension



:: Specifications

Model	KCV-D372	KCV-A372	KCV-A374
Power	DC12V±3V	AC 100V~AC240V 50/60Hz	
Power consumption	Max : 0.9W / Stand by : 13W	Stand by 0.8W (±20%) , Max 13W (±20%)	
LCD	17.8cm (7") Color Digital LCD (NTSC / PAL Auto switching)		
Mount Type	Surface Mount		
Wiring	Camera : 2 wires (Non polarity)		Camera : 4 wire (Polarity)
	Extension monitor : 2 wires (polarity)		Wiring Sub audio phone : 6 wire (Polarity)
			Extension monitor : 8 wire (Polarity)
Max. Wiring distance	TIV 1,0mm Cable : 150m (MAX), CAT.5E Cable : 100m (MAX)		
Communication system	Handsfree type		
Ambient temperature	0°C ~ 40°C		
Dimension (mm)	222(W)×144(H)×26.5(D)		222(W)×144(H)×33(D)

:: Door Camera Connection



2 wire	KC-C62	KC-MC32	KC-MC22	KC-MC11	-
4 wire	KC-C60	KC-MC30	KC-MC24	KC-MC20	KC-MC31